

UBB Platinum Bulgaria

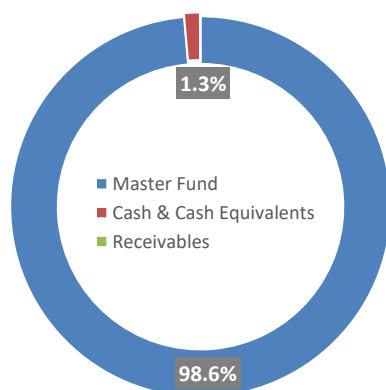
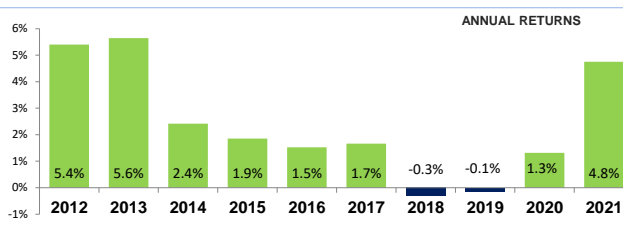
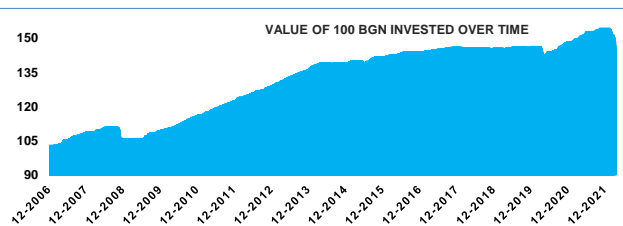
MF UBB Platinum Bulgaria is a feeder collective investment scheme within the meaning of Article 67 of the Activity of Collective Investment Schemes and Other Undertakings for Collective Investment Act (ACISOUCA). The investment objective of the sub-fund is to invest at least 85% of its assets in the main sub-fund and up to 15% of its assets in cash and derivatives. The main sub-fund **Horizon Platinum Portfolio** follow a balanced strategy which investment objective is to generate the highest possible return for its shareholders in accordance with its investment policy. The main sub-fund Horizon Platinum Portfolio follows balanced strategy in which the target allocation is **30% equities and 70% bonds**.



| FUND INFORMATION | as of 30.04.2022 |
|---|------------------|
| Launch date | 23 November 2005 |
| Last confirmed NAV | 324 976 442.49 |
| Last confirmed NAV per unit | 14.1453 |
| Lowest - Highest NAV per unit for the last year | 9.6900-15.4653 |
| Standard deviation for the last year | 4.55% |

| RETURN | |
|---|--------|
| Year to date /not annualized/ | -8.42% |
| For the last 12 months /not annualized/ | -5.56% |
| For the last 3 years /annualized/ | 1.96% |
| Since inception /annualized/ | 2.16% |

| PORTFOLIO | Type |
|----------------------------|--------|
| HORIZON PLATINUM PORTFOLIO | SHARES |
| CASH | ASSETS |
| RECEIVABLES | ASSETS |



| | |
|--|--------|
| MASTER FUND | |
| Horizon Platinum Portfolio Institutional F share BG class in BGN | |
| MASTER FUND CURRENCY | |
| BGN | |
| COUNTRY OF ORIGIN OF THE MASTER FUND | |
| BELGIUM | |
| STRATEGY OF THE MASTER FUND | |
| BALANCED | |
| TARGET WEIGHT OF THE MASTER FUND | |
| EQUITIES | 30.00% |
| BONDS | 70.00% |

COMMENT

After the end of a difficult quarter for the financial markets, the month of April did not bring any relief. Global equity markets had their worst month since March 2020, when COVID-19 fears brought havoc and dismay to the world's stock markets. The factors that continued to weigh on sentiment were the war in Ukraine, the lockdowns in China, and the prospects that US interest rates could rise quite quickly. Overall, the worldwide index MSCI All Country World fell by 8.0% over the month, deepening the recent decline of global equities. Similarly, in the US all three major indexes were down for the month, with the NASDAQ sustaining the biggest decline at more than 13% - its worst month since October 2008.

The only asset class that performed moderately well was commodities. The commodity-heavy FTSE All-Share Index was a relative bright spot, returning 0.3% in April. However, the commodity rally stalled towards the end of the month because of US dollar strength and concerns that disrupted supply chains and fading economic momentum will ultimately take its toll on commodity demand.

Aside from the inflation and monetary tightening concerns, the global economy is in a reasonably good shape. Consumer spending is strong, as labor markets across the developed world remain quite tight. Unemployment is now close to pre-pandemic levels, and at 3.6% in the USA, it is at one of its lowest levels ever after the Second World War. Forward-looking purchasing manager indices also indicate expansion ahead for many regions, with the exception of China.

In spite of these positives, overall gloomy news flow was prevalent. The conflict in Ukraine continued. Lockdowns have closed down many parts of China's economy which has led to a downward revision in growth projections. This will likely lead to a continuation of supply chain stress. A number of large US tech companies published disappointing results for Q1. This time, however, the financial markets cannot look at policy support to ease these pains. Sky-high inflation is forcing central banks to stay on course for further monetary tightening. With little reason for investors to remain optimistic, this somber mood was reflected in the month's price movement.

Fixed income also came under pressure during the month, with global bonds delivering -5.5% in April. Bond yields continued to rise (meaning prices moved lower) as markets anticipated rising inflation and significant interest rate hikes. The yield curve slightly steepened in the US, as the 10-year Treasury yields approached 3% - just over a year and a half ago it was around 0.5%. Expectations for the path of monetary policy have seen a major shift this year. Markets are now pricing interest rates of well over 2% in both the US and the UK by year-end, while in the Eurozone rates are expected to move into positive territory as early as October.

The Bulgarian market showed some resilience in April, with the broad local index BGBK40 closing in positive territory, in the midst of all the carnage globally. The best performer for the month was Petrol AD, which added more than 36% to its share price, and the worst was Doverie United Holding AD, which fell by over 20%.

IMPORTANT! The information provided in this marketing material does not constitute investment consultation, advice, investment research or investment recommendation and should not be treated as such. The information is valid as of the date of issue of the marketing material and may change in the future. The value of the units of the collective investment schemes changes over time and may be higher or lower than the value at the time of the investment. No profits are guaranteed and there is a risk for investors not to refund the full amount invested. Therefore, it is advisable for investors to get acquainted with the specifics of the financial instruments in which they wish to invest and to assess how appropriate they are to meet their investment objectives and risk appetite before making an investment decision. Investments in collective investment schemes, offered by UBB, are guaranteed by the Investor Compensation Fund, amounting to 90% of the value of all financial instruments held by the investor in UBB, but not more than BGN 40,000. Please, read the Key Investor Information Document and the Prospectus before investing. Upon request, you can receive a paper copy of these documents, free of charge, at all UBB branches, within their normal working hours with clients. Full and up-to-date information about the funds, offered by UBB, can be found at www.ubb.bg, in the section "Savings and Investments", on the website of KBC Asset Management NV - Branch www.ubbam.bg, as well as in the UBB branches, where you can get a personalized investment advice. A summary of your rights as an investor is available at the following hyperlinks, in Bulgarian: 11074.pdf (ubbam.bg) and in English: 11365.pdf (ubbam.bg).